C14: IMS Configuration: discovery, audit, and analysis (or how I came to love IMS CM)

Rafael Avigad, Product Manager, Fundi Software

Overview

- IMS Configuration Manager overview
- System discovery: what you can learn; what you can do
- Parameter management
- Resource management
- Optional: demonstration

IMS Configuration Manager

- Began life as IMS Parameter Manager
- With DRD, became IMS Configuration Manager: mission to help enable DRD and remove the stage1 gen process
- Increasingly becoming a general modernization enablement tool
- Much thanks to automated discovery…

The evolution of discovery

- What is automated discovery and why you might want to use it
- Changes the usage pattern of the product
- Began with a simple enough requirement
- Evolved to be the center-piece of the product

<Locate value> <Find value>

MemberName	APPLID1	CPLOG	CSAPSB	CSLG	DBRCNM	DBWP	DC	DLIPSB	DMB	DSCT	FBP	FRE	IRLM	LSO	LUMC	LUMP	MAXPST	OTMAASY	OTMANM	PIINCR	PIMAX
DFSPB00M	IMABIMS0	500K	4500K	0BA	ABS0XDRG	32	00M	15M	400	M	7M	1200	Y	S			990	S	IMABIMS0	4	2000
DFSPB01M	IMABIMS1	500K	4500K	0BA	ABS1XDRG	32	01M	15M	400	M	7M	1200	Y	S			990	S	IMABIMS1	4	2000
DFSPB02M	IMABIMS2	500K	4500K	0BA	ABS2XDRG	32	02M	15M	400	M	7M	1200	Y	S			990	S	IMABIMS2	4	2000
DFSPB03M	IMABIMS3	500K	4500K	0BA	ABS3XDRG	32	03M	15M	400	M	7M	1200	Y	S			990	S	IMABIMS3	4	2000
DFSPB00H	IMHSIMS0	16M	2000	0SH	HSS0XDRG	28	00H	6000	400	H	400	1000	N	S			800		IMHSIMS0	4	2000
DFSPB01H	IMHSIMS1	16M	2000	0SH	HSS1XDRG	28	01H	6000	400	H	400	1000	N	S			800		IMHSIMS1	4	2000
DFSPB00C	IM0CIMS0	16M	3500	0C0	OCS0XDRG	32	00C	500	100	C	3000	4000	N	S	50M	500M	400	S	IM0CIMS0	4	8000
DFSPB01C	IM0CIMS1	16M	3000	0C0	OCS1XDRG	32	01C	300	100	C	3000	4000	N	S			400	S	IM0CIMS1	4	8000
DFSPB04C	IM0CIMS4	16M	3000	0C0	OCS4XDRG	32	04C	300	100	C	3000	4000	N	S			400	S	IM0CIMS4	4	8000
DFSPB05C	IM0CIMS5	16M	3000	0C0	OCS5XDRG	32	05C	300	100	C	3000	4000	N	S			400	S	IM0CIMS5	4	8000
DFSPB008	IMVHIMS0	16M		0HV	VHS0XDRG		008			8	7M	9000					990	S	IMVHIMS0		
DFSPB018	IMVHIMS1	16M		0HV	VHS1XDRG		018			8	7M	9000					990	S	IMVHIMS1		
DFSPB028	IMVHIMS2	16M		0HV	VHS2XDRG		028			8	7M	9000					800	S	IMVHIMS2		
DFSPB038	IMVHIMS3	16M		0HV	VHS3XDRG		038			8	7M	9000					800	S	IMVHIMS3		

```
  File  Help
EDIT            IMS System PROCLIB Parameters              Enter required field
Command ===> ____________________________________________ Scroll ===> PAGE

IMS ID  . . . . : MYIM  Version . . : 14.1
Description . . :
IMSplex . . . . :

RGSUF . . . . . . . . . ___  (DFSPB member suffix)
DFSPB JCL overrides . ____________________________________________
                      ____________________________________________
CQSINIT . . . . . . . ___  (CQSIP member suffix)
CQSIP JCL overrides . ____________________________________________
BPECFG  . . . . . . . ________  (BPE configuration member name)
DSPBI . . . . . . . . ___  (DSPBI member suffix)

Control Region Type . 1  1. DB/DC   2. DBCTL   3. DCCTL

/     PROCLIB Data Set
___ ____________________________________________
****************************** Bottom of data ******************************
```

Auto discovery of IMS Systems

```
File  Help
                                System Member List
Command ===> _____________________________________________ Scroll ===> PAGE

Enter NEW to create a new Member
```

Empty member list

```
VIEW       GPL210.DEVT.SGPLSAMP(GPLDSCVR) - 01.25
Command ===> _____________________________________________
****** **************************** Top of Data *******
000001 //GPLDSCVR JOB ,CLASS=A,NOTIFY=&SYSUID
000002 //GPLUTIL  EXEC PGM=GPLUTIL
000003 //STEPLIB  DD  DISP=SHR,DSN=<HLQ.V2R1M0.SGPLLINK>
000004 //         DD  DISP=SHR,DSN=<HLQ.VnRnMn.SDFSRESL>
000005 //SYSIN    DD  *
000006 *
000007 DISCOVER TO(REPOSITORY,GPLREPOS)
000008 /*
000009 //GPLREPOS DD  DISP=SHR,
000010 //             DSN=<HLQ.V2R1M0.REPOSTRY>
000011 //SYSPRINT DD  SYSOUT=*
000012 //
****** *************************** Bottom of Data *****
```

+ Discovery job

- Identify IMSplexes, IMS systems, and IMS Connect across all LPARs
- Runs as a utility or via a server

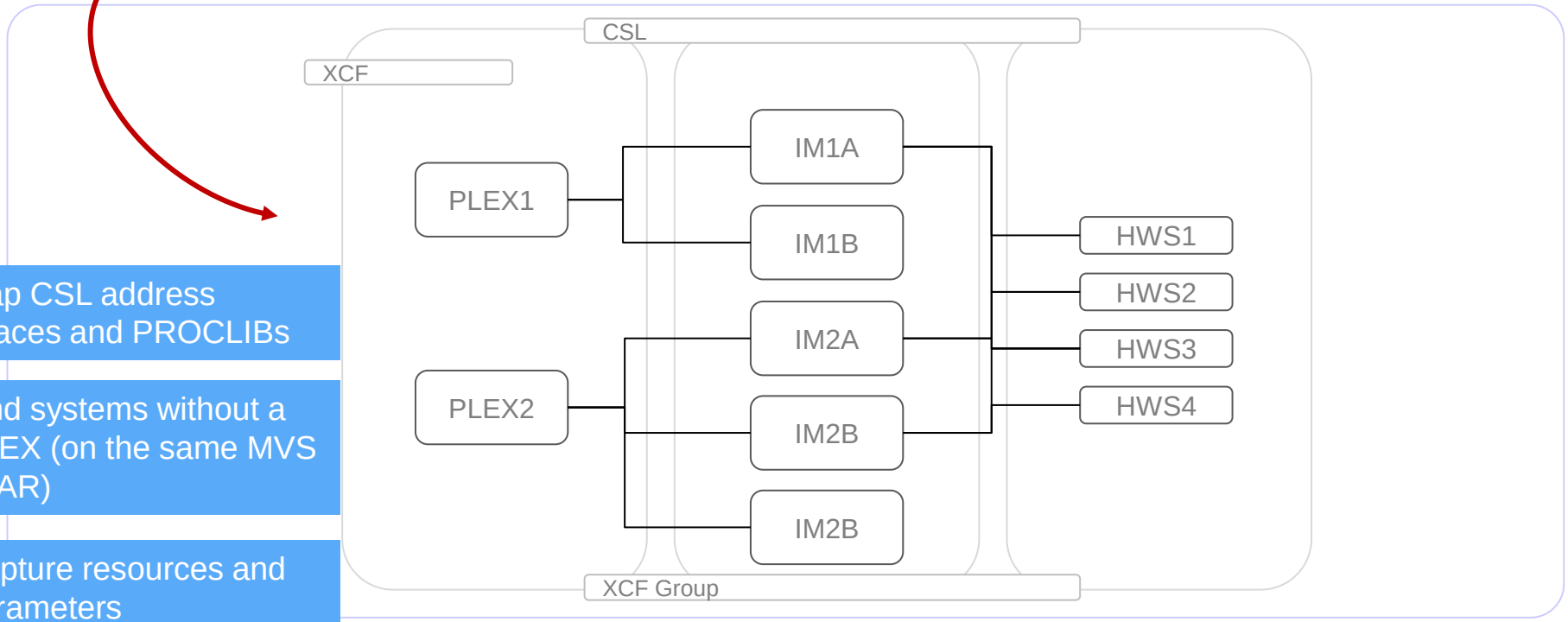

Map CSL address spaces and PROCLIBs

Find systems without a PLEX (on the same MVS LPAR)

Capture resources and parameters

File Help

System Member List Row 1 of 103 More: <>

Command ===> _____ Scroll ===> PAGE

Enter NEW to create a new Member

/	Name	Type	IMSplex	VV.R	De
	*	*	*	*	*
___	CACTHWS0	IMSCON		10.1	
___	CDQ1SC	SCI	PLCDH	1.5	
___	DCH1OD	ODBM	PLCDH	1.2	
___	DCJ1OD	ODBM	PLCDJ	1.2	
___	DCJ1OM	OM	PLCDJ	1.5	
___	DCJ2OD	ODBM	PLCDJ	1.2	
___	DDH1OM	OM	PLDDH	1.6	
___	DDJ1OD	ODBM	PLDDJ	1.3	
___	DDJ1OM	OM	PLDDJ	1.6	
___	IBDP	IMS	PLXDP	11.1	
___	IBDR	IMS	PLBDP	11.1	
___	ICDH	IMS	PLCDH	12.1	
___	ICDJ	IMS	PLCDJ	12.1	
___	ICDP	IMS	PLXDP	12.1	
___	ICDQ	IMS	PLDDQ	12.1	
___	ICDR	IMS	PLCDP	12.1	
___	ICMIC00	IMSCON	+3	12.1	
___	ICMIC01	IMSCON		12.1	
___	ICMIC02	IMSCON	PLXDP	13.1	

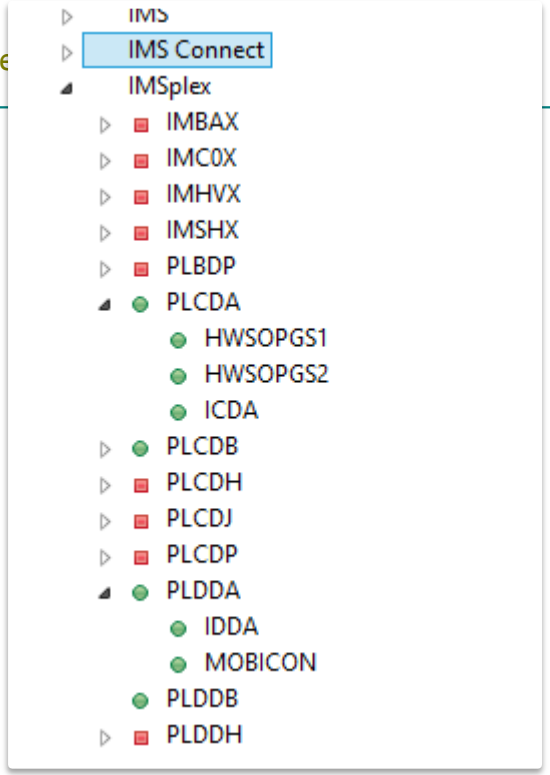

New: use in Admin Console

We can browse through the PLEX and drill down to systems and their resources

```
File  Help
                                IMSplex                          Row 1 to 2 of 2
Command ===>                                                   Scroll ===> PAGE

Enter NEW to create a new IMSplex

      IMSplex  Description                        Changed              ID
/     *        *                                =*                     *
S     PLXA                                       2014-02-20 20.24.28  REA
      PLXB                                       2014-02-20 20.24.32  REA
****************************** Bottom of data ******************************
```

```
File  Help
EDIT                    IMSplex - Member Systems                 Row 1 to 2 of 2
Command ===>                                                   Scroll ===> PAGE

IMSplex . . . : PLXA
Description . .

View  . . . . . 1  1. IMS Member Systems
                   2. Change Packages

      Name      Type    VV.R   Description
/     *         *       *      *
S     IMA1      IMS     12.1
      IMA2      IMS     12.1
****************************** Bottom of data ******************************
```

```
EDIT                                                   IMS System
Option ===> 2

1 IMS          IMS system settings and datasets
2 Resources    Maintain IMS Resource definitions
3 Packages     Work with Change Packages
4 Parameters   IMS Proclib settings

               IMS ID  . . . . . . : IMA1
               Version . . . . . . : 12.1
               Description . . . . :
               IMSplex . . . . . . : PLXA
               CP Type Allowed . . : GEN
```

Impact of discovery

- What was laborious now takes seconds
  - Defining systems
  - Identifying active PROCLIBs
  - Changing IMS resource definitions
  - Submitting commands
- You can trust what you see about the configuration
  - What is *actually* running right now?
  - Is it configured the way I think it is?
  - Is what I had discovered still running over time?
  - *Requirement: snapshot my configuration and warn me when it changes*
- **Changes the usage profile of the product**

Parameter management

Parameter management

- Configuration
  - 35 members
  - 890 parameters and sub-parameters in these members
  - 157 parameters introduced in V12 and V13
- Interdependencies
- Implemented on unmapped topologies:
  - Multiply the complexity by the number of systems
  - Divide by the number of times you change parameters every month
- But not being afraid of change is fundamental

```
  File  Help
                          IMSPlex Active Members                    Row 1 of 18
Command ===> ____________________________________________________ Scroll ===> CSR

IMSplex . . . : PLXDP
Description . :

Search . . ODBM

  / System        Prompt    Description
+ _ IMS
- _ IMSCON
  + _ ICMIC00
  + _ ICMIC02
- _ ODBM
  + _ S3XDPOD
- _ OM
    _ S1XDPOM
    _ S3XDPOM
- _ RM
    _ S1XDPRM
    _ S3XDPRM
- _ SCI
```

Search for a function

Result shows all PLEX members with parameters related to this function

Select the system to expand the relevant parameters…

```
File  Help
                          IMSPlex Active Members                    Row 4 of 55
Command ===> ____________________________________________________ Scroll ===> CSR

IMSplex . . . : PLXDP
Description . :

Search . . ODBM

  / System        Prompt    Description
  - _ ICMIC02
      _ HWSCFG02
        _ DRDAPORT=...      Port used for Open Database APIs and DRDA
        _ ODACCESS=...      Communication between ODBM, DRDA clients
        _ ODBMAUTOCONN=...  IMS Connect automati
        _ ODBMTMOT=...      Amount of time that
        _ IMSP                                  PLXDP
      --------                                  -----
-   _ ODBM
  - S S3XDPOD
      _ CSLDIPS3
        _ ARMR                                  S ARM restarts the ODBM
        _ **  THE ODBMCFG=PS3 EXEC parameter or in this PROCLIB member
        _
```

Impact on IMS Connect

You can see parameters even if they are not physically in the member

Additional CSL address spaces required for function

Select the member to edit it

```
EDIT       PLXDP.PROCLIB(CSLDIPS3) - 01.04                Columns 00001 00072
Command ===> _____________________________________________ Scroll ===> CSR
CHECK  Validate the member syntax
MODEL  Insert a new parameter with syntax assistance
HELP   Press F1 to request parameter sensitive help
****** ***************************** Top of Data ******************************
000001 ******************************************************************
000002 **  This                member is specified by the ODBMINIT=PS3          *
000003 **  ODBM                ODBM start up procedure.                         *
000004 **                                                                       *
000005 **  Parameters specified here are used for ODBM initialization.          *
000006 **                                                                       *
000007 **  ODBM configuration parameters are specified in the                   *
000008 **  CSLDCPS3 PROCLIB member which can be specified by either             *
000009 **  THE ODBMCFG=PS3 EXEC parameter or in this PROCLIB member             *
000010 **  ON THE ODBMCFG=PS3 parameter.                                        *
000011 **                                                                      **
000012 ******************************************************************
000013 ODBMNAME=S3XDP
000014 IMSPLEX(NAME=PLXDP)
000015 ODBMCFG=PS3
000016 RRS=Y
****** ***************************** Bottom of Data ***************************
```

Standard ISPF edit

Additional features: CHECK, and MODEL…

```
Select a parameter
                                                          Row 1 to 11 of 11
Command ===>

Select one or more parameters then press EXIT.

     Parameter          Description
.    ADAPTER            Characteristics of adapters used
.    DATASTORE          Defines connections to IMS systems
.    HWS                Defines IMS Connect characteristics
.    IMSPLEX            Defines the IMSplex
.    ISC                Defines ISC link between local IMS and remote C
.    MSC                Defines MSC link between IMS systems
S    ODACCESS           Communication between ODBM, DRDA clients
.    RMTCICS            Defines a TCP/IP connection to a remote IBM CIC
.    RMTIMSCON          Defines a TCP/IP connection to a remote IMS Con
.    RUNOPTS            Language Environment (LE) runtime options
.    TCPIP              Defines IMS Connect characteristics
                        ******* Bottom of data ******************************
```

MODEL allows you to add the functions for the feature in place (direct editing of the member)

```
File  Edit  Edit_Settings  Help
EDIT       GPL000.QAAUTO.HWS.PROCLIB(HWSCFG02) - 01.08     Columns 00001 00072
Command ===> ____________________________________________ Scroll ===> CSR
CHECK  Validate the member syntax
MODEL  Insert a new parameter with syntax assistance
HELP   Press F1 to request parameter sensitive help
000032 ODACCESS(
000033   DRDAPORT=(ID=_____,KEEPAV=0,PORTTMOT=18000),
000034   IMSPLEX=(MEMBER=________,TMEMBER=_____),
000035   ODBMAUTOCONN=_,
000036   ODBMTMOT=18000)
=NOTE= DRDAPORT - Port used for Open Database APIs and DRDA
=NOTE=  ID      - The port number
=NOTE=            1-65535
=NOTE=  KEEPAV  - The interval for keep alive mechanism
=NOTE=            0-2147460 Default 0
=NOTE=  PORTTMOT- Time that IMS Connect waits
=NOTE= IMSPLEX  - IMSplex
=NOTE=  MEMBER  - XCF member name that identifies
=NOTE=  TMEMBER - Target XCF member name
=NOTE= ODBMAUTOCONN - IMS Connect automatically to
=NOTE= ODBMTMOT - Amount of time that IMS Connect
```

The parameters are inserted in place with context sensitive help and validation

```
                    Help - ODBMNAME (CSLDIxxx)
                                                        More:     +
ODBMNAME=
  Specifies the 1- to 6-character name of the ODBM address space. You can
  specify the ODBMNAME parameter on either the CSLODBM startup procedure
  or in the CSLDIxxx member of the IMS PROCLIB data set. Each instance of
  ODBM in an IMSplex must have a unique ODBMNAME.

  For each ODBMNAME, ODBM creates an eight-character ODBMID that
  identifies the instance of ODBM within the IMSplex. The ODBMID is the
  ODBMNAME followed by the characters "OD" and any blank spaces that ODBM
  needs to add to make the ODBMID eight characters in length.

  For example, if you specify an ODBMNAME that is three characters long,
  ODBM creates the eight-character ODBMID by appending the characters OD
  to the ODBMNAME and then padding the ODBMID with three blank spaces. If
  ODBMNAME=ABC, ODBM creates an ODBMID of "ABCODbbb", in which b
  represents a blank space.

  If you specify the ODBMNAME parameter in the C
  PROCLIB data set, you must also either define
  for each instance of ODBM in an IMSplex or spe
```

Complete Help available in-context: no need to go to multiple IMS manuals

```
  File  Help
                          IMSPlex Active Members                    Row 12 of 55
Command ===> ____________________________________________________ Scroll ===> CSR

IMSplex . . . : PLXDP
Description . :

Search . . ODBM____________________________________

  / System        Prompt    Description
- _ ODBM
  - _ S3XDPOD
      _ CSLDIPS3
        _ ARMRST=...        Whether the z/OS ARM restarts the ODBM
        _ **  THE ODBMCFG=PS3 EXEC parameter or in this PROCLIB member
        _ **  ON THE ODBMCFG=PS3 parameter.
        _ ODBMNAME=S3XDP    The name of the ODBM address space
        _ IMSPLEX(NAME=PLXDP)
        _ IMSPLEX(NAME=PLXDP)
        _ ODBMCFG=PS3       Specifies ODBM configuration member suffix
          RRS=Y             ODBM to use
```

Easily identify relationships between members

```
        _ CSLDCPS3
        _ <SECTION=LOCAL_DATASTORE_CONFIGURATION>
          _ ODBM (          Attribute specifications for the data store
          H NAME=S3XDP,     ODBM, DATASTORE, and ALIAS subparameter
          _ DATASTORE(NAME=IDDP,
            ALIAS(NAME=DDP1,NAME=DDP2,NAME=DDP3)
```

Help is also available in context (H line action)

Modify resources

DRD without fear

Changing resources dynamically

- DRD offers a more modern approach to application development and management
- Reduces the need for performing an IMSGEN
- More flexible and immediate than an online change
- But there are processes, controls, structures, and dependencies that have developed over years?
- IMS Configuration Manager adds structure to the DRD process.
  - Maintain your processes but gain the benefits of DRD
  - Add a layer of audit and control that allows you to open up the process to developers
  - Automation and reversibility of change process

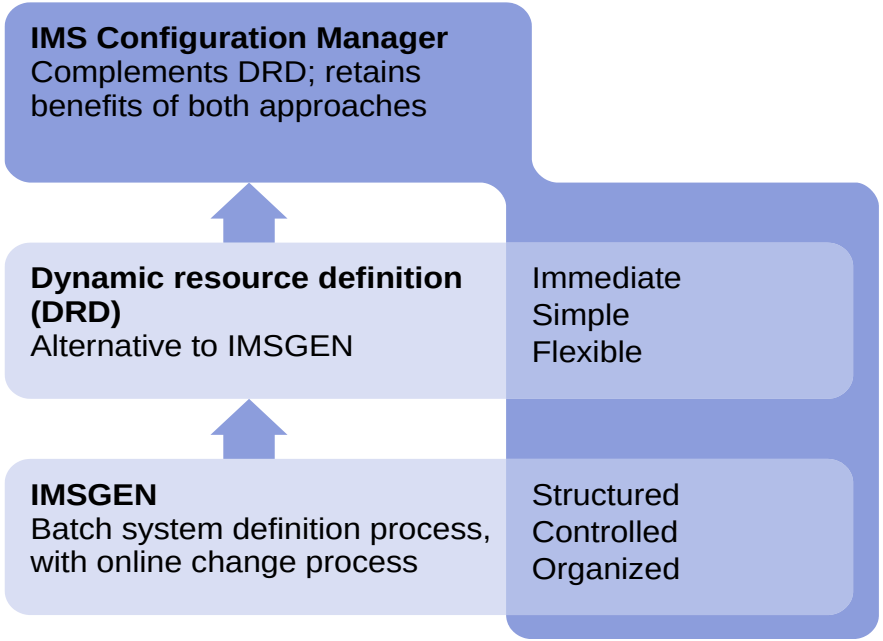

Updating resources

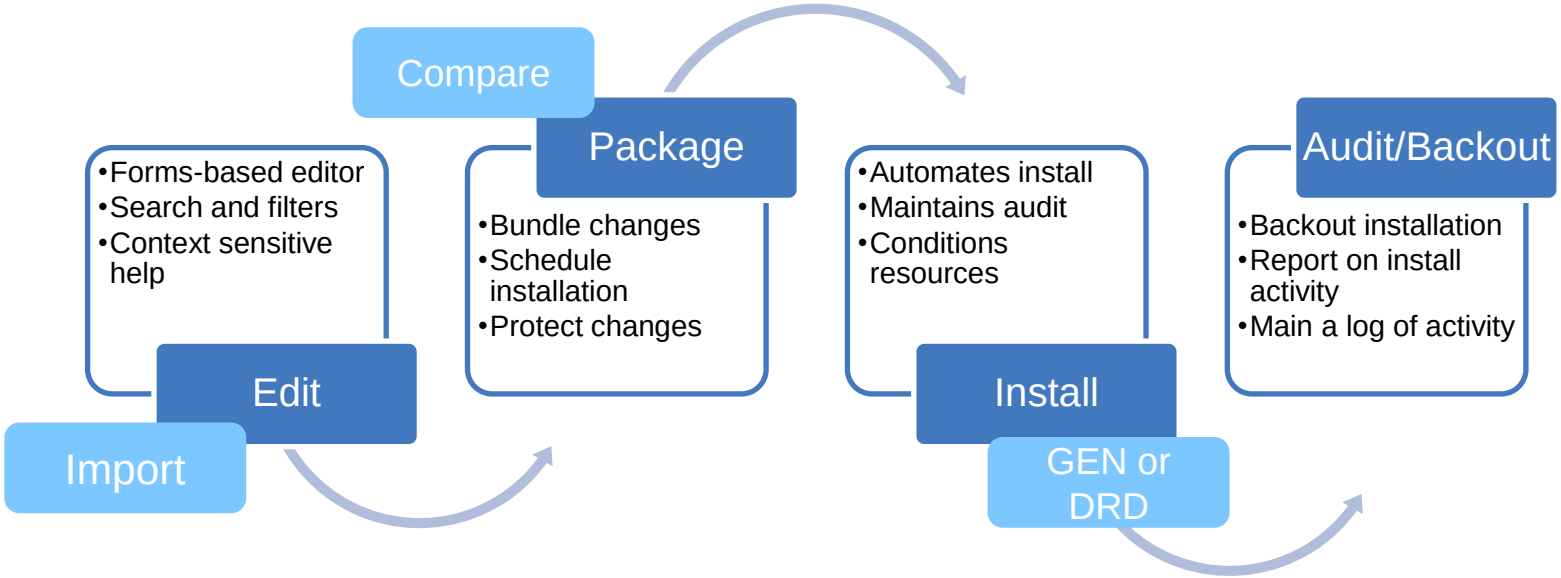

Structure your process

```
File  Help
                    Change Packages - System View          Row 1 of 5 More: <>
Command ===> NEW                                              Scroll ===> PAGE

IMSID  . . . . . . : IMSA  Version . . : 11.1
System Description :
IMSplex  . . . . . : PLXA

     Create Date/Time    Change Package Name      Status    Condition  Type
/    *                   *                        *         *          *
     2011-03-17 15.56.21 EMER PLXREGEN            CLOSED    NOTSCHED   CMD
     2011-03-17 15.55.53 PLXREGEN                 CLOSED    NOTSCHED   GEN
```

```
                    Create Change Package
Command ===>

Change Package  . . APP2.01
Description . . . . Updates to new app
IMSplex . .
IMSID . . .

Change Packa

Output Type
```

```
File  Help
                    Select Change Package Resources        Row 1 to 15 of 15
Command ===>                                                  Scroll ===> PAGE

CP Name . . . . : APP2.01
CP description  : Updates to new app
IMSplex . . . . : PLXA
IMS ID  . . . . : IMSA  Version . . : 11.1

View  . . . . . 2  1. Resource Groups
                   2. Resource Group elements

     CP  Resource  Type      Resource Group          Lev  Changed
/    *   *         *         *                       *    *
     __  BILL      DATABASE  BILL                    S    2011-03-16 14.27
     S   BILL      TRAN      BILL                    S    2011-03-16 14.27
     __  BILLPGM   PROGRAM   BILL                    S    2011-03-16 14.27
     __  BILLPGM2  PROGRAM   BILL                    S    2011-03-16 14.29
     S   BILLSYS0  TRAN      BILL                    S    2011-03-16 14.28
     __  BILL2     TRAN      BILL                    C    2011-03-16 14.26
     __  BILL3     TRAN      BILL                    C    2011-03-16 14.26
     S   BILL4     TRAN      BILL                    C    2011-03-16 14.26
     __  BILL5     TRAN      BILL                    S    2011-03-16 14.27
     __  DBPART    DATABASE  UTIL                    C    2011-03-17 15.50
     __  IVP       TRAN      UTIL                    C    2011-03-18 14.41
     __  PART      PROGRAM   UTIL                    C    2011-03-18 14.42
     __  UTILPGM   PROGRAM   UTIL                    C    2011-03-17 15.50
     S   UTILT1    TRAN      UTIL                    C    2011-03-17 15.50
     __  UTILT2    TRAN      UTIL                    C    2011-03-17 15.50
**************************** Bottom of data ********************************
```

```
File  Help
Command ===>

Change Package
Description . .
IMSplex . . . .
IMSID . . . . .

Change Package type 2  1. COMMAND  (CMD) - Selected resources
                       2. GENERATE (GEN) - Complete system image

Output Type . . . . 1  1. Stage 1 Macros
                       2. Cold Start RDDS
```

When ready, bundle changes in a package

Pick individual resources

Bundle all resources for a given system

Continue working on the next update cycle

Install the resources

IMS Configuration Manager resource installer

- The installer provides enhanced services on top of the IMS type-2 command interface
- Automatically determines optimum method of install
- Rollback option
- Full-logging of install activity
- Builds and records system image

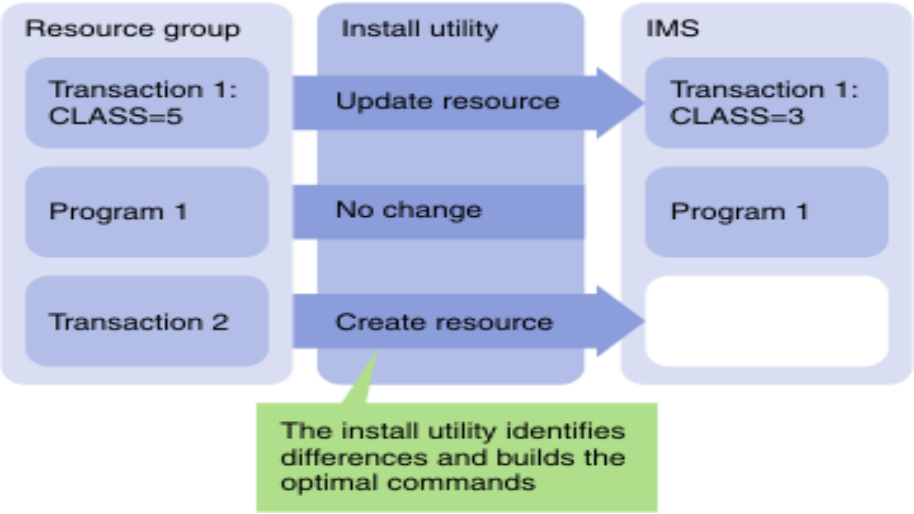

Resource updates can be received as stage 1

- Receives stage 1
- Analyzes for differences
- Builds change packages

```
File  Edit  Edit_Settings  Menu  Utilities  Compilers  Test  Help
VIEW       IMPOT00.GPL.WORKSHOP.JCLUTIL(TAKEUS10) - 01.08  Columns 00001 00072
Command ===>                                                Scroll ===> PAGE
000038   COMPARE +
000039          INPUT1(RG('IMPOT21 BASE') +
000040                IMSID(ICDP) +
000041                DDNAME(REPOSITORY,OUTREPOS)), +
000042          INPUT2(RG('EMPTY RG') +
                      DDNAME(REPOSITORY,OUTREPOS)), +
                UPDCP(NAME('IMPOT21 Updates APP A') +
                      IMSID(ICDP) +
                      MATCH(INPUT1) +
                      NOMATCH(INPUT1(CREATE_RES),INPUT2(DELETE_RES)) +
                      UPDREPOS(INPUT1))
****** **************************** Bottom of Data ****************************
```

Bringing it all together

More text on one line in this location if needed

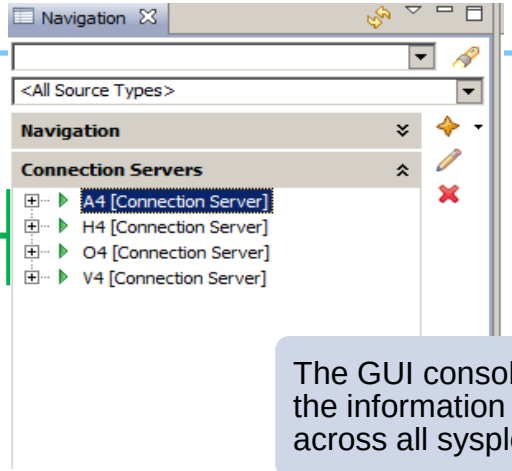

The GUI consolidates the information from across all sysplexes

Connection Server provides communications

ICM stores information about your topology

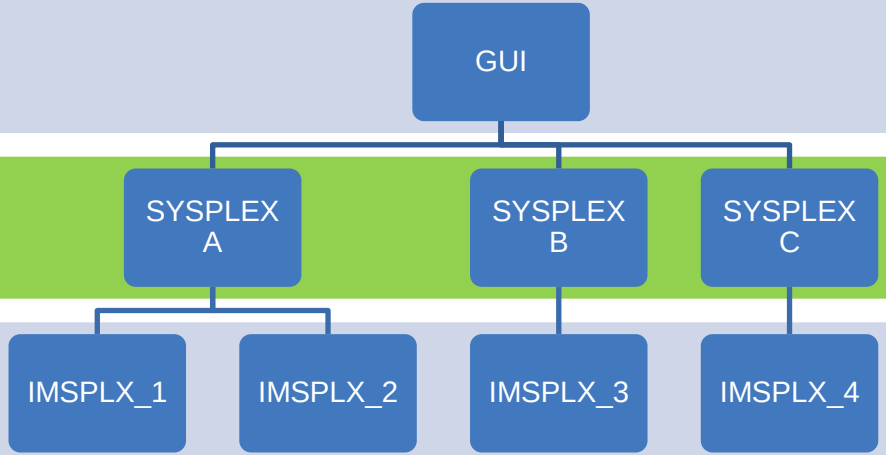

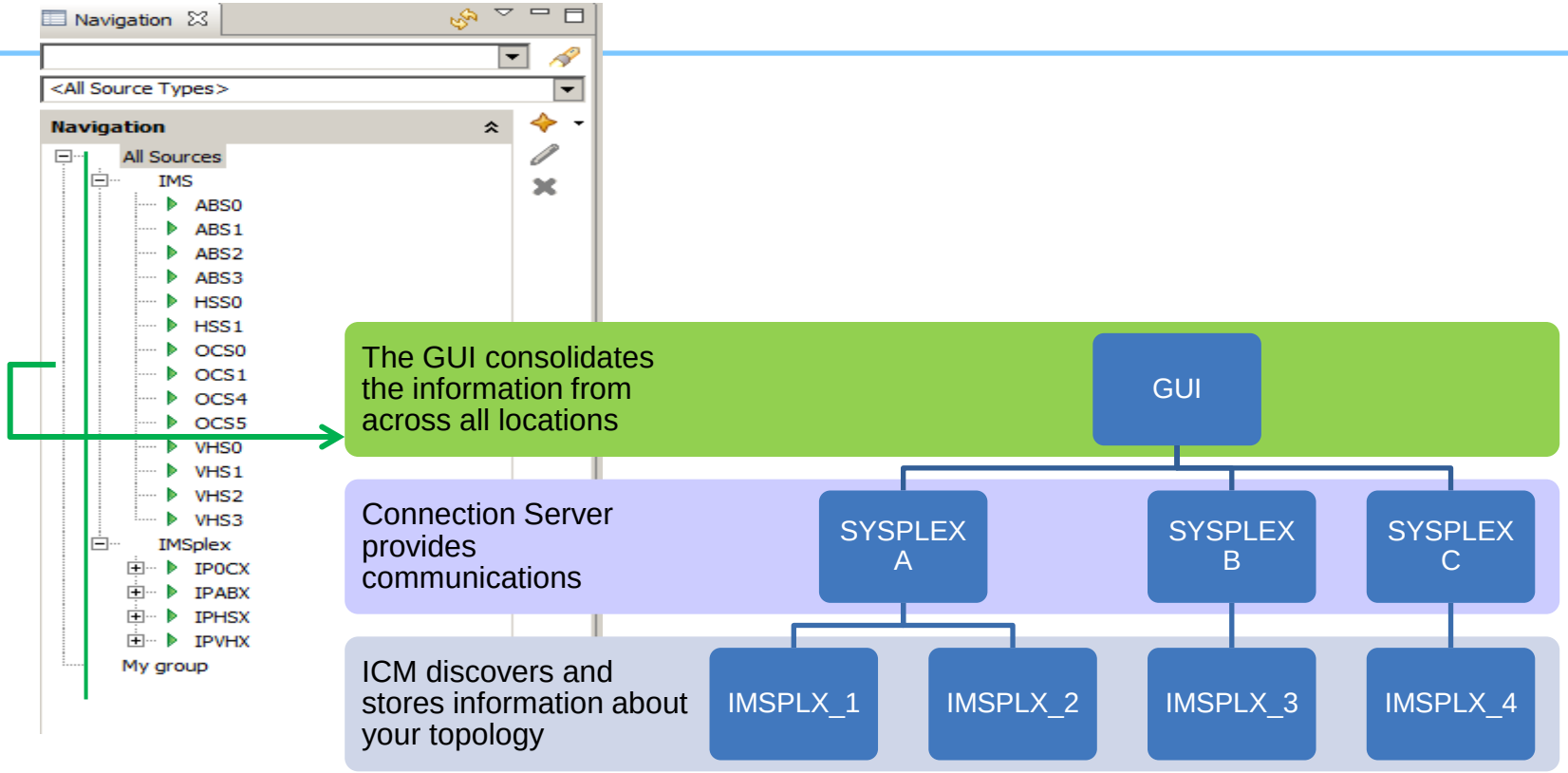
Navigation
<All Source Types>
Navigation
All Sources
IMS
ABS0
ABS1
ABS2
ABS3
HSS0
HSS1
OCS0
OCS1
OCS4
OCS5
VHS0
VHS1
VHS2
VHS3
IMSplex
IP0CX
IPABX
IPHSX
IPVHX
My group
The GUI consolidates the information from across all locations
GUI
Connection Server provides communications
SYSPLEX A
SYSPLEX B
SYSPLEX C
ICM discovers and stores information about your topology
IMSPLX_1
IMSPLX_2
IMSPLX_3
IMSPLX_4

Compare configuration across all plexes to make sure you are using the best system configuration for evaluation

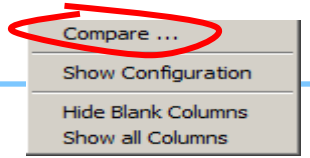

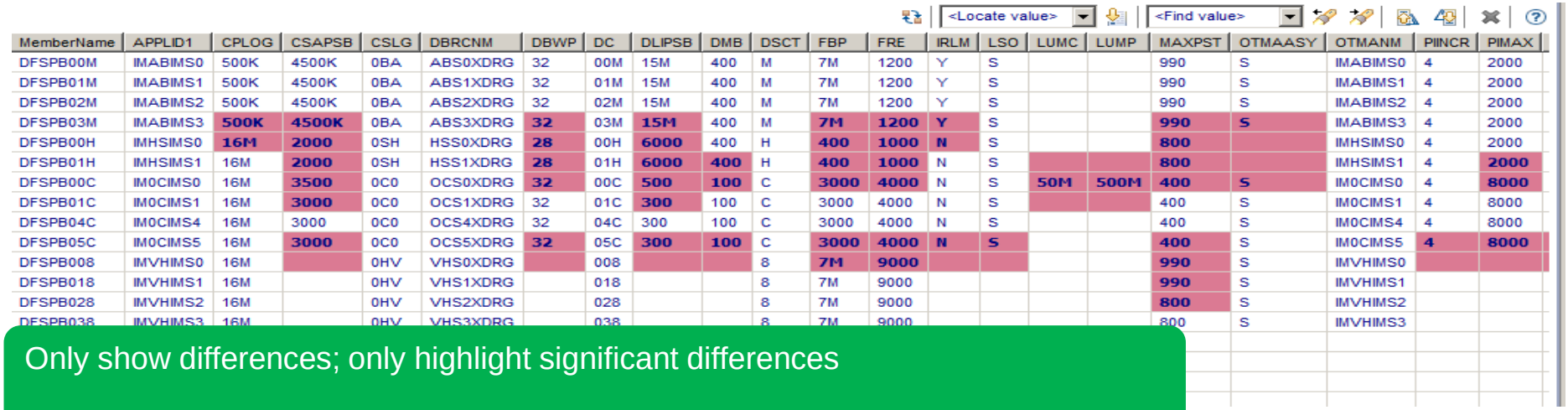

MemberName	APPLID1	CPLOG	CSAPSB	CSLG	DBRCNM	DBWP	DC	DLIPSB	DMB	DSCT	FBP	FRE	IRLM	LSO	LUMC	LUMP	MAXPST	OTMAASY	OTMANM	PIINCR	PIMAX
DFSPB00M	IMABIMS0	500K	4500K	0BA	ABS0XDRG	32	00M	15M	400	M	7M	1200	Y	S			990	S	IMABIMS0	4	2000
DFSPB01M	IMABIMS1	500K	4500K	0BA	ABS1XDRG	32	01M	15M	400	M	7M	1200	Y	S			990	S	IMABIMS1	4	2000
DFSPB02M	IMABIMS2	500K	4500K	0BA	ABS2XDRG	32	02M	15M	400	M	7M	1200	Y	S			990	S	IMABIMS2	4	2000
DFSPB03M	IMABIMS3	500K	4500K	0BA	ABS3XDRG	32	03M	15M	400	M	7M	1200	Y	S			990	S	IMABIMS3	4	2000
DFSPB00H	IMHSIMS0	16M	2000	0SH	HSS0XDRG	28	00H	6000	400	H	400	1000	N	S			800		IMHSIMS0	4	2000
DFSPB01H	IMHSIMS1	16M	2000	0SH	HSS1XDRG	28	01H	6000	400	H	400	1000	N	S			800		IMHSIMS1	4	2000
DFSPB00C	IM0CIMS0	16M	3500	0C0	OCS0XDRG	32	00C	500	100	C	3000	4000	N	S	50M	500M	400	S	IM0CIMS0	4	8000
DFSPB01C	IM0CIMS1	16M	3000	0C0	OCS1XDRG	32	01C	300	100	C	3000	4000	N	S			400	S	IM0CIMS1	4	8000
DFSPB04C	IM0CIMS4	16M	3000	0C0	OCS4XDRG	32	04C	300	100	C	3000	4000	N	S			400	S	IM0CIMS4	4	8000
DFSPB05C	IM0CIMS5	16M	3000	0C0	OCS5XDRG	32	05C	300	100	C	3000	4000	N	S			400	S	IM0CIMS5	4	8000
DFSPB008	IMVHIMS0	16M		0HV	VHS0XDRG		008			8	7M	9000					990	S	IMVHIMS0		
DFSPB018	IMVHIMS1	16M		0HV	VHS1XDRG		018			8	7M	9000					990	S	IMVHIMS1		
DFSPB028	IMVHIMS2	16M		0HV	VHS2XDRG		028			8	7M	9000					800	S	IMVHIMS2		
DFSPB038	IMVHIMS3	16M		0HV	VHS3XDRG		038			8	7M	9000					800	S	IMVHIMS3		

Only show differences; only highlight significant differences

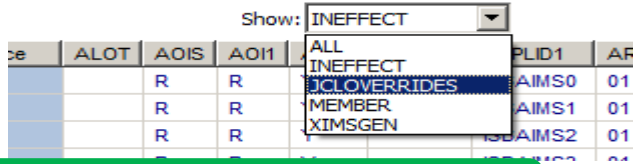

NEW: attribute configuration differences to where they are set

Connection Server - PLXDP [IMSplex] @ DP [Repository] @ PLXDP [Connection Server] (FTS1:30111) - IBM Tools Base Connection Server

File Edit Navigate Project Commands Window Help

Connection Server | Resource

Navigation

<All Source Types>

Navigation

- All Sources
  - IMS
  - IMSplex
    - IP0CX
    - IPABX
    - IPHSX
    - IPVHX
    - PLXDA
    - PLXDP
      - IADP
      - IBDP
      - ICDP
- My group

Compare | All Sources | IP0CX [IMSplex] | PLXDP [IMSplex]

QUERY IMSF | <Locate value> | <Find value>

Command: QUERY IMSPLEX SHOW(ALL)

IMSplex	MbrName	CC	Member	JobName	Type	Subtype	Version	OSName	Status
CSLPLXDP	S1XDPOM	0	CDP3CQS	PLXDPCQS	CQS		1.8.0	FTS3	READY,ACTIVE
CSLPLXDP	S1XDPOM	0	ACMEPLX	FUDREA	AOP	FUDSRVR	1.4.0	FTS1	ACTIVE
CSLPLXDP	S1XDPOM	0	S1XDPOM	PLXDPOM	OM		1.6.0	FTS1	READY,ACTIVE
CSLPLXDP	S1XDPOM	0	S1XDPRP	PLXDPRS	REPO		1.2.0	FTS1	READY,ACTIVE
CSLPLXDP	S1XDPOM	0	ICDP	ICDPCTL	IMS	DBDC	12.1.0	FTS1	READY,ACTIVE
CSLPLXDP	S1XDPOM	0	IBDPDBRC	IBDPDBRC	DBRC	001	11.1.0	FTS1	READY,ACTIVE
CSLPLXDP	S1XDPOM	0	S3XDPRM	PLXDPRM	RM	MULTRM	1.6.0	FTS3	READY,ACTIVE
CSLPLXDP	S1XDPOM	0	S3XDPSC	PLXDPSCI	SCI		1.6.0	FTS3	READY,ACTIVE
CSLPLXDP	S1XDPOM	0	IDTCSEVR	IDT#FUD	AOP	FUDSRVR	1.4.0	FTS1	ACTIVE
CSLPLXDP	S1XDPOM	0	IBDP	IBDPCTL	IMS	DBDC	11.1.0	FTS1	READY,ACTIVE
CSLPLXDP	S1XDPOM	0	DEMOSRV1	JDN#FUD	AOP	FUDSRVR	1.4.0	FTS1	ACTIVE
CSLPLXDP	S1XDPOM	0	IDDP	IDDPCTL	IMS	DBDC	13.1.0	FTS3	READY,ACTIVE
CSLPLXDP	S1XDPOM	0	CDP1CQS	PLXDPCQS	CQS		1.8.0	FTS1	READY,ACTIVE
CSLPLXDP	S1XDPOM	0	S1XDPRM	PLXDPRM	RM	MULTRM	1.6.0	FTS1	READY,ACTIVE
CSLPLXDP	S1XDPOM	0	S3XDPOM	PLXDPOM	OM		1.6.0	FTS3	READY,ACTIVE
CSLPLXDP	S1XDPOM	0	FUDDEMO	DAMSP					
CSLPLXDP	S1XDPOM	0	S1XDPSC	PLXDPS					

of 17

Resources | Parameters | Commands

Console

Console

Submit and analyze command output

Conclusions

- Providing an authoritative and comprehensive representation of your IMS systems offers more than usability enhancements
- Reliability of a discovery process relies on the reliability of the input. Thus no input is the most reliable
- Assists in balancing usability with enterprise management and controls
- Provides immediate value

Thank You

Sharpen your competitive edge
2016 IMS Technical Symposium
March 7 – 10, 2016
Wiesbaden, Germany
www.ims-symposium.com